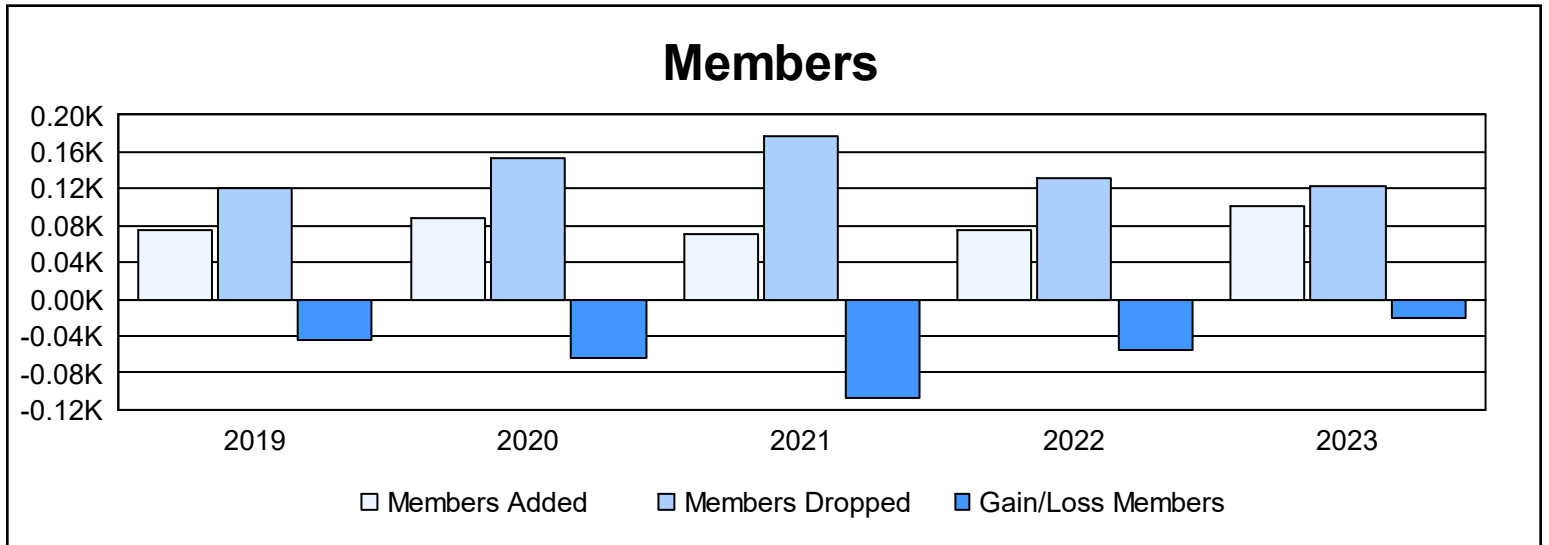
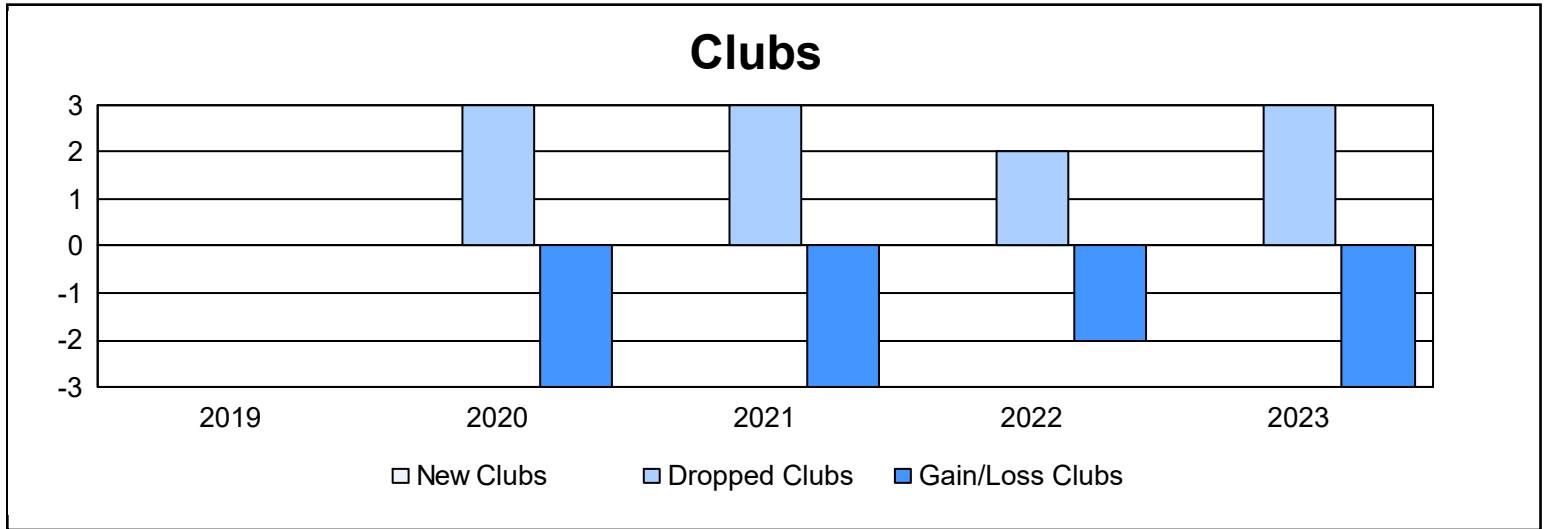
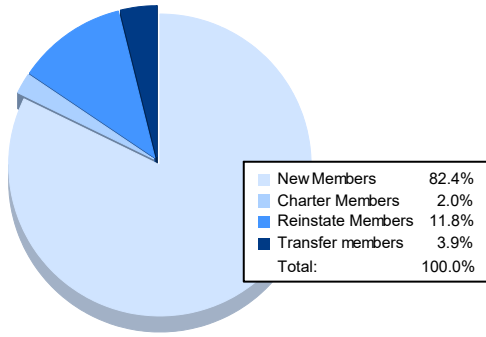


| Year           | New Clubs | Dropped Clubs | Gain/ Loss Clubs | New Members | Charter Members | Reinstate Members | Transfer Members | Total Member Added | Total Members Dropped | Gain/ Loss Members |
|----------------|-----------|---------------|------------------|-------------|-----------------|-------------------|------------------|--------------------|-----------------------|--------------------|
| 2018-2019      | 0         | 0             | 0                | 67          | 0               | 1                 | 8                | 76                 | 121                   | -45                |
| 2019-2020      | 0         | 3             | -3               | 62          | 0               | 8                 | 19               | 89                 | 154                   | -65                |
| 2020-2021      | 0         | 3             | -3               | 50          | 1               | 5                 | 14               | 70                 | 177                   | -107               |
| 2021-2022      | 0         | 2             | -2               | 67          | 3               | 2                 | 3                | 75                 | 131                   | -56                |
| 2022-2023      | 0         | 3             | -3               | 84          | 2               | 12                | 4                | 102                | 122                   | -20                |
| <b>Average</b> | <b>0</b>  | <b>2</b>      | <b>-2</b>        | <b>66</b>   | <b>1</b>        | <b>6</b>          | <b>10</b>        | <b>82</b>          | <b>141</b>            | <b>-59</b>         |



### Membership Composition June 2023 Cumulative



### Gender Composition June 2023 Cumulative

